

2018

2019 04

) (

2019 4 22
10 0.25 0

.....	7
.....	11
.....	14
.....	27
.....	41

		()
Ayla		Ayla Networks, Inc.
		()

		SaaS PaaS IaaS
SaaS		Software-as-a-Service
PaaS		Platform-as-a-Service SaaS

|

|

	AIoT
	2016 7

	()
	61

√

√

√

	2018	2017		2016
	4,420,088,766.24	2,989,786,058.05	47.84%	2,706,793,456.27
	71,697,046.87	102,020,799.59	-29.72%	67,465,795.37
	40,182,906.05	66,421,792.50	-39.50%	3,708,226.61
	-816,190,440.78	71,942,006.00	-1,234.51%	298,246,359.24
/	0.23	0.33	-30.30%	0.22
/	0.23	0.33	-30.30%	0.22
	3.55%	5.11%	-1.56%	3.45%
	2018	2017		2016
	6,885,899,498.76	4,969,529,267.25	38.56%	3,900,608,876.37
	2,030,067,798.30	1,985,290,109.83	2.26%	2,008,127,201.17

1

□ √

2

1 —

□ √

1 —

AI AIoT

AIoT AIoT “ + ”

AIoT AIoT

AI AI

AIoT AI

AI

1

1 AIoT

2

3 AIoT

2

AIoT

B

“ ”

/

180

AIoT

“ ”

3

2020

1.5

5G

5G

AI

AIoT

“ + ”

1

1

2

2

3

5G AI

1

9.7%		15,786.50					7.67%	
100%		16,231.80				537.41	7.89%	

2018
1

AIoT

AI AI AI

Small Cell
AI

2

5G AI
5G Massive 5G
5G

mimo 5G 5G 5G

2018 12 31 600 130 100

3

POS

20 31

2018

AIoT

“ + ”

AIoT

AIoT

1

2018 6
80%

2018

2020

1.5

1.2

4 PaaS SaaS SaaS

POS 5G

“ + ”

5 CPS

2018 10

5 SaaS

2018 9 “151 ”

11

6 AI+

IoT AI

6 MWCS 2018 AIoT MICD (Mobile Intelligent Computing Device)

(IoT) (Edge Computing) (AI) AIoT “AI+”

7 5G

Small Cell

2018 11 IDC

8 5G

IT

1

“ ” “ ”

2

1

	2018		2017		
	4,420,088,766.24	100%	2,989,786,058.05	100%	47.84%
	2,092,333,549.82	47.34%	72,741,653.83	2.43%	2776.39%
	2,327,755,216.42	52.66%	2,917,044,404.22	97.57%	-20.20%
	2,092,333,549.82	47.34%	72,741,653.83	2.43%	2776.39%
	1,407,419,746.28				

--	--	--	--	--	--	--

5

		2018		2017		
		1,668,488,226.55	45.84%	58,804,227.53	2.46%	43.38%
		107,520,619.20	2.95%	3,746,128.05	0.16%	2.79%
		764,416,126.73	21.00%	1,167,765,997.51	48.91%	-27.91%
		131,266,869.87	3.61%	157,043,080.31	6.58%	-2.97%

8

	1,248,680,529.06

3

	2018	2017		
	220,765,112.32	217,432,273.73	1.53%	
	209,695,115.49	148,068,338.34	41.62%	
	73,479,168.58	6,588,519.98	1,015.26%	Ayla
	157,391,442.94	79,153,940.68	98.84%	

4

√ □

	2018	2017	
	1,256	978	28.43%
	43.09%	38.60%	4.49%
	185,559,957.08	79,153,940.68	134.43%
	4.20%	2.65%	1.55%
	28,168,514.14	0.00	0.00%
	15.18%	0.00%	15.18%

!

n

	4,297,794,872.09	3,387,785,544.67	26.86%

	1,613,182,836.74	23.43%	1,001,300,379.12	20.15%	3.28%	
	2,658,166,571.52	38.60%	1,887,806,830.73	37.99%	0.61%	
	46,586,429.32	0.68%	37,278,554.91	0.75%	-0.07%	
	4,979,574.58	0.07%			0.07%	
	307,162,089.40	4.46%	336,543,448.46	6.77%	-2.31%	
	540,001.63	0.01%			0.01%	
	1,133,500,000.00	16.46%	715,338,360.00	14.39%	2.07%	
	143,086,306.10	2.08%			2.08%	

2

□ √

3

	171,378,720.86	

1

√ □

747,405,174.53	254,234,400.00	193.98%

2

√ □

			518,000,000.00	72.80%		Simcom International Holdings Limited					-103,516,064.46		2017 12 22	2017-066
			157,865,000.00	9.70%							-		2017 10 13	2017-045
			70,000,000.00	70.00%							-9,766,540.18		2017 10 13	2017-047
Cathay			1,539,474.53	9.68%		Cathay					-	-	2019 04 24	
			500.00	50.00%							-40,850.84		2018 08 18	
			200.00	3.00%							-	-	2018	

													10	20	
	--	--	747,405, 174.53	--	--	--	--	--	--	0.00	937,086, 73.44	--	--	--	

3 √**4** √**5** √**1** √**2** √√

10%

			338,246,418.00	2,450,266,294.80	821,118,213.11	1,421,964,545.41	81,053,716.76	67,398,577.48
			100,000,000.00	677,836,552.13	427,497,193.30	999,935,874.81	117,695,877.31	103,516,064.46
			51,829,268.00	402,181,973.81	46,427,649.38	838,864,156.15	22,505,100.15	20,152,113.9

2018 3

$\sqrt{\quad}$ □

		“ + ”

2

3

1

√ □

2018 03 07			
2018 04 19			
2018 05 10			
2018 06 13			
2018 11 29			

√ □

3

3

1.2016	2017 4 25	10	0.30
2.2017	2018 4 2	10	0.35
3.2018	2019 4 22	10	0.25

--	--	--	--	--

2018	7,800,000.00	71,697,046.87	10.88%	0.00	0.00%	7,800,000.00	10.29%
2017	10,920,000.00	102,020,799.59	10.70%	0.00	0.00%	10,920,000.00	10.70%
2016	9,360,000.00	67,465,795.37	13.87%	0.00	0.00%	9,360,000.00	13.87%

□ √

√ □

10						0
10						0.25
10						0
						312,000,000
						7,800,000.00
						0.00
						7,800,000.00
						261,419,765.63
						100%
						20
2018	2019	4	22		10	0.25

1

√ □

			12	0.5%	2%	2018 08 12
				6		03

				2016 07 01		
				2008 09 30		
				2008 09 30		
			2018 10 19 2018 11 19 36	2018 10 19	36	

2

□ √

□ √

□ √

√ □

23 — 22 — 2017 7
 2017 8 37 — 2017 14
 16 — 2017 15 14 — 2017 22
 42 — 2017 13
 ((2017)30) 2018 2018 15
 2017 12 22 2018 4 4 2019 4 24

□ √

√ □

2017 12 21 Simcom International Holdings Limited “Simcom International”
 “ ”
 51,800 Simcom International “ ”
 “ ” 100% 2018 3
 2018 1 2018 6 2018 4 2018 10
 2018 12

	()
	150
	1

			2017 11 28	3400			
	3,152			2018 6 13			
	600						

√ □

√ □

1

2016 12 26 2016 < > 2016 12 26 2016
12 10 www.cninfo.com.cn

“ ” “ ” A “ ”

“ 1 ”

2017 5 18 1
19,278,019 21.49 / 6.1789%
2017 5 19 2017-017

2

2018 4 4 “ ” 2018 < > 2018 4 4
2018 3 20

www.cninfo.com.cn “ - 12 ” “ ” B “ - 12 ”

2018 7 19 983.49
28.22 / 3.15% 2018 7
20 2018-047

1

√ □

						48.9	0.00%	300			-		

				--	--	48.9	--	300	--	--	--	--	--	--

2

✓

3

✓

4

✓

5

✓

1

2016 9 1 2021 12 31

71.42

1,999.76

2016 9 1 2018 12 31

650.85

2 2018 9 17

10,000

6.80%

12

2018 11 15

50,000

6.80%

12

363.99

3

5	2018	10	18	“	”		
	1			“	” 20%		
	200	2018	10	18	2018	10	19
					3.00%		20%.
6	2018	10					
20,000.00					27.20%		

--	--	--

1

A1		0		A2		0		
A3		0		A4		0		
		2017 10 13	17,652	2017 12 21	17,652			
		2017 10 28	5,000	2017 12 08	5,000			
B1		30,000		B2		0		
B3		52,652		B4		0		
A1+B1+C1		30,000		A2+B2+C2		0		
A3+B3+C3		52,652		A4+B4+C4		0		
		D				0		
E		70%				0		
50%		F				0		

D+E+F	0

2

 √

3

1

		22,175	0	0
		22,175	0	0

 √

 √

2

 √

4

 √

1 2017 09 11

NFV

2017

09 11

2017-040

NFV/SDN

NFV/SDN

2 2017 12 21

”

”

2017 12 22

2017-070

3 2017 12 29

2017 12 29

2017-071

4 2018 02 13

2018 2 14

2018-008

5 2018 07

PC

4G

“ ”

4G

2018 10

6 2018 08

” ”

“ ”

2019

7 2018 10

“ ”

8 2018 12

1


www.sunseagroup.com

“ ”


2

1

210W*hET EMC /P <<MCI17992C32EE>BT1 0 0 1 56.7 602.98 Tm[()110 0 1 56.7 571.72 Tm[2C4>] TJET1419 44 BD



	/
—	—
—	—
—	—
—	—
—	—
—	—
—	—
—	—
—	—
—	—
—	—
—	—



9.

√ □
1 2018 5 10
“ ” 500 50%

□ √



		24.69%	77,025,000			77,025,000	46,977,155
#		6.80%	21,214,497	6,336,422		21,214,497	
		6.18%	19,278,019			19,278,019	
		3.26%	10,181,245	7,491,763		10,181,245	
12		3.15%	9,834,908	9,834,908		9,834,908	
#		2.85%	8,888,000			8,888,000	

			10,181,245	10,181,245
	12		9,834,908	9,834,908
#			8,888,000	8,888,000
			7,694,900	7,694,900
#			6,888,797	6,888,797
-019L-FH002			4,387,316	4,387,316
#			3,038,000	3,038,000
10	10	10		
	10		12	
10	4		16,832,776	
			8,548,000	
			3,999,000	1,400,000
			-	

10

10

□ √

10

10

2

	/			
--	---	--	--	--

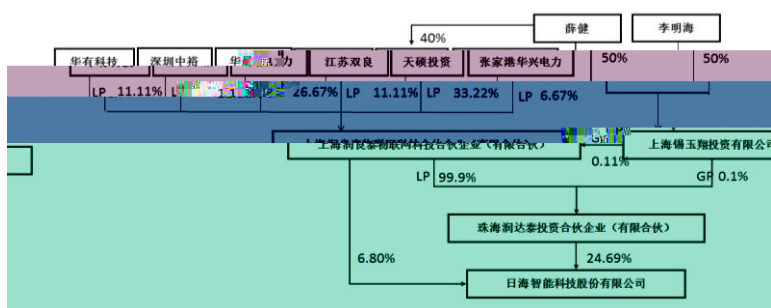


□ √

3

	2002 12		
		2015 5	
10			

□ √



□ √

4 10%

□ √

5

√ □

2018 8 6

2018 8 2 12

0.1984%

0.5%

2%

6

□ √

				55	2016 08 29	2019 08 29	0	376,201	0	0	376,201
				45	2016 08 29	2019 08 29	0	0	0	0	0
				54	2016 08 29	2019 08 29	0	113,000	0	0	113,000
				39	2017 11 29	2019 08 29	0	104,700	0	0	104,700
				47	2018 09 13	2019 08 29	0	0	0	0	0
				48	2016 08 29	2019 08 29	0	0	0	0	0
				55	2016 08 29	2019 08 29	0	0	0	0	0
				47	2018 09 13	2019 08 29	0	0	0	0	0
				31	2016 08 29	2019 08 29	0	0	0	0	0
				29	2018 04 20	2019 08 29	0	0	0	0	0
				40	2018 05 14	2019 08 29	0	103,500	0	0	103,500
				42	2016 08 29	2019 08 29	0	11,000	0	0	11,000
				43	2016 08 29	2018 11 12	0	104,600	0	0	104,600
				36	2016 08 29	2018 04 20	0	0	0	0	0
				45	2016 08	2018 09	0	0	0	0	0

					29	13					
				45	2016 08 29	2018 09 13	0	0	0	0	0
JUN ZOU				43	2018 05 14	2019 01 31	0	0	0	0	0
	--	--	--	--	--	--	0	813,001	0	0	813,001

√

: 1970
 2011 2017 4 30 2017 5 1 2016 8 29

: 1963
 2007 8 2014 3 CEO 2014 3
 2016 8 29

1972 11 2010 1 2014 6
 2014 6 2018 5 2018 7
 2018 9 13

1987 2016 6
 () 2016 8 29

1990 2014 1
 2018 4 20

1976 AIA CFO
 2006 2016 8

1979 2004 2017
 2017 10 2018 5

√ □

			2016 08 01		
			2016 03 01		
			2016 06 01		

√ □

			2017 09 29		
			2015 03 05		
			2017 05 04		
			2015 08 22		
			2016 07 18		

			2016 06 06		
			2017 07 06		
	()				
			2017 05 01		
			2015 06 12		
			2014 03 14		
			2016 04 22		
			2016 12 31		
			2007 10 25		

□ √

			55		60	
			45			

			54		64.58	
			39		42.42	
			47		2.6	
			48		12	
			55		12	
			47			
			31			
			29		13.2	
			42		47.95	
			40		98.6	
			43		33.39	
			45		9.43	
			45			
			36		5.68	
Jun Zou			43		89.67	
	--	--	--	--	491.52	--

□ √

1

	1,266
	1,649
	2,915
	2,915
	0
	697
	408
	1,256
	89
	465
	2,915

	1,211
	688
	267
	749
	2,915

2

3

4

□ √

1

2

3

3

7

4

1

3

5

6

7

□ $\sqrt{\quad}$

1

2017

2

3

4

5

□ √

1

2017		32.42%	2018 04 25	2018 04 26	www.cninfo.com.cn
2018		38.10%	2018 01 09	2018 01 10	www.cninfo.com.cn
2018		35.96%	2018 03 14	2018 03 15	www.cninfo.com.cn
2018		5.13%	2018 04 04	2018 04 09	www.cninfo.com.cn
2018		35.62%	2018 05 31	2018 06 01	www.cninfo.com.cn
2018		32.72%	2018 09 13	2018 09 14	www.cninfo.com.cn
2018		29.05%	2018 11 16	2018 11 17	www.cninfo.com.cn

--	--	--	--	--	--

2

□ √

1

	5	1	4	0	0		0
	11	2	9	0	0		2
	11	3	8	0	0		3
	6	0	6	0	0		2

2

□ √

3

√ □

2018

1 7

2 2018 () 2018

3

3

□ √

1

□ √

2

	2019 04 24	
	2019 4 24	
	www.cninfo.com.cn	
	100.00%	
	100.00%	

	<p>A</p> <p style="text-align: right;">B</p> <p style="text-align: center;">C</p> <p>D</p> <p style="text-align: center;">E</p> <p>A</p> <p style="text-align: center;">B</p> <p>C</p> <p style="text-align: center;">D</p>	
	<p style="text-align: center;">:</p> <p style="text-align: center;">5% 3,000</p> <p style="text-align: center;">:</p> <p style="text-align: center;">1,500 5%</p> <p style="text-align: center;">5% 500</p> <p style="text-align: center;">:</p> <p style="text-align: center;">2% ≤</p> <p style="text-align: center;">5% 1,000</p> <p>≤3,000 :</p> <p style="text-align: center;">2%</p> <p style="text-align: center;">≤ 5% 700</p> <p style="text-align: center;">≤1,500 2%</p> <p style="text-align: center;">≤ 5% 100</p> <p style="text-align: center;">≤500 :</p> <p style="text-align: center;">≤ 2% ≤1,000</p> <p style="text-align: center;">:</p> <p style="text-align: center;">≤ 2%</p> <p style="text-align: center;">≤700 ≤</p> <p style="text-align: center;">2% 100</p>	<p style="text-align: center;">≥ 1.0%</p> <p style="text-align: center;">0.5% ≤</p> <p style="text-align: center;">1.0%</p> <p style="text-align: center;">0.5%</p>
		0
		0
		0
		0

	2019 04 22
	()
	[2019] ZK10086

[2019] ZK10086

2018

2018 12 31

2018 12 31

2018

“

”

2018 886,760,015.73	

	1			
	2			
		3		
			4	
				5

2018 12

31

2018

1

2

3

4

5

6

2019 4 22

1

2018 12 31

	552,271,876.96	1,057,264,188.81
	1,621,259,418.31	1,013,973,229.96
	8,076,581.57	12,672,850.84
	1,613,182,836.74	1,001,300,379.12
	357,254,367.79	87,275,961.58

253,327,157.46	175,154,511.62
2,658,166,571.52	1,887,806,830.73
54,936,586.88	34,931,096.82
5,497,215,978.92	4,256,405,819.52
191,404,515.53	30,000,040.00
1,288,258.11	
4,979,574.58	
46,586,429.32	37,278,554.91
307,162,089.40	336,543,448.46
540,001.63	
223,413,837.94	58,438,783.95
28,168,514.14	
515,570,134.79	208,428,206.38

	592,725,899.68	293,585,955.18
	8,293,078.47	1,004,630.77
	141,427,124.31	
	393,010.00	393,010.00
	4,460,976,979.51	2,932,498,329.84
	143,086,306.10	
	207,673,972.61	
	1,179,030.00	1,572,040.00
	15,413,759.31	5,429,355.39
	367,353,068.02	7,001,395.39
	4,828,330,047.53	2,939,499,725.23

2

	324,382,886.22	490,551,371.78
	484,145,276.16	551,282,910.16
	3,732,556.69	10,936,141.52
	480,412,719.47	540,346,768.64
	378,635,062.16	187,895,005.22
	1,578,838,573.72	402,324,052.89
	242,081,499.10	183,805,617.80
	10,656.51	6,931,421.88
	3,008,093,953.87	1,822,790,379.73

	13,905,756.38	17,132,327.91
	8,639,909.42	13,836,017.57
	1,818,432.31	20,650,950.74
	845,103,010.08	255,916,340.03
	8,255,059.43	811,785.86
	141,427,124.31	
	2,375,919,050.44	1,125,966,174.15
	143,086,306.10	
	5,000,000.00	
	148,086,306.10	
	2,524,005,356.54	1,125,966,174.15
	312,000,000.00	312,000,000.00
	1,223,597,852.13	1,223,597,852.13
	60,340,732.10	60,340,732.10
	261,419,765.63	297,517,041.17
	1,857,358,349.86	1,893,455,625.40
	4,381,363,706.40	3,019,421,799.55

3

	4,420,088,766.24	2,989,786,058.05
	4,420,088,766.24	2,989,786,058.05

	4,380,741,384.06	2,914,276,474.40
	3,639,820,590.02	2,387,388,335.08
	17,965,186.29	19,396,196.22
	220,765,112.32	217,432,273.73
	209,695,115.49	148,068,338.34
	157,391,442.94	79,153,940.68
	73,479,168.58	

2.		
3.		
4.		
5.	147,019.67	30,054.37
6.		
	164,557.63	10,650.29
	70,111,329.16	99,478,511.94
	71,844,066.54	102,050,853.96
	-1,732,737.38	-2,572,342.02
	0.23	0.33
	0.23	0.33

4

	971,904,752.47	1,397,569,423.76
	747,107,330.48	1,091,396,383.64
	3,957,488.87	8,197,823.19
	119,214,217.86	174,215,245.81
	40,791,936.92	34,716,678.34
	37,225,130.23	46,018,484.41
	64,271,643.65	5,821,813.22
	68,273,466.33	7,226,151.31
	5,934,632.52	5,447,974.05
	-2,565,000.72	16,916,367.86
	2,269,226.68	2,908,564.67
“ ”	482,051.00	
	-20,425.42	
“ ”		
“ ”	-66,459.53	14,189.87
“ ”	-35,413,176.67	23,209,381.83
	6,525,816.20	31,969,753.27
	2,220,959.24	1,297,390.01
“ ”	-31,108,319.71	53,881,745.09
	-5,931,044.17	

“ ”	-25,177,275.54	43,524,276.77
“ ”		
1.		
2.		
1.		
2.		
3.		
4.		
5.		
6.		
	-25,177,275.54	43,524,276.77

5

	3,891,320,823.62	3,199,290,762.93

	513,676,619.97	343,775,381.92
	142,469,742.62	152,091,649.40
	507,899,785.92	538,307,195.46
	5,113,985,312.87	3,315,843,538.67
	-816,190,440.78	71,942,006.00

	1,181,018,174.29	1,794,772,081.63
	11,428,017.24	
	453,775,901.83	590,292,416.42
	1,646,222,093.36	2,385,064,498.05
	806,620,170.46	1,527,526,981.76
	118,746,719.50	113,739,084.55
	44,598,686.95	55,394,712.29
	1,339,575,777.10	877,439,503.96
	2,309,541,354.01	2,574,100,282.56
	-663,319,260.65	-189,035,784.51
		115,000,000.00
	86,033.34	209,181.38
	139,662,476.42	
	139,748,509.76	115,209,181.38
	6,677,128.48	17,915,102.11
	262,554,648.57	117,202,527.00
	139,160,000.00	
	408,391,777.05	135,117,629.11
	-268,643,267.29	-19,908,447.73
	1,795,933,333.00	545,000,000.00
	505,000,000.00	6,098,264.32
	2,300,933,333.00	551,098,264.32
	1,231,419,902.59	45,000,000.00
	71,937,504.97	15,565,927.95
	157,412,981.03	184,905,362.16
	1,460,770,388.59	245,471,290.11
	840,162,944.41	305,626,974.21
	-3,412,460.68	-3,031,640.46
	-95,212,044.21	93,651,101.51
	264,756,747.65	171,105,646.14
	169,544,703.44	264,756,747.65

7

	312,000,000.00				1,073,361,512.19		30,054.37		60,340,732.10		539,557,811.17	44,739,432.19	2,030,029,542.02

2													
3													
4													
5													
1													
2													
	312,00 0,000. 00				1,057,2 15,134. 12		177,074 .04		60,340, 732.10		600,334 ,858.04	27,501, 652.93	2,057,5 69,451. 23

	312,00 0,000. 00												

4

-115.52
7,945.3
0

										-25,177,275.54	-25,177,275.54
1											
2											
3											
4											
										-10,920,000.00	-10,920,000.00
1											
2										-10,920,000.00	-10,920,000.00
3											
1											
2											
3											
5											

	312,000,000.00				1,223,597,852.13				55,988,304.42	267,705,192.08	1,859,291,348.63
“ ”									4,352,427.68	29,811,849.09	34,164,276.77
										43,524,276.77	43,524,276.77
1											
2											
3											
4											
									4,352,427.68	-13,712,427.68	-9,360,000.00
1									4,352,427.68	-4,352,427.68	
2										-9,360,000.00	-9,360,000.00
3											
1											

500002.34A4>2E7C0A3118 0251D5C079C0A281E6916.2 0.337165 7C0
914403007542710936

2007 4 11 [2007]663
 6,000 7,500 2006 12 31 7,500
 60,000,000 15,000,000
 [2009]1174 2009 11
 24 24.8 (A)2,500
 1.00 10,000
 2012 4 6 10,000 2011
 12 31 100,000,000 10 10
 100,000,000 200,000,000
 20,000 62,000,000
 [2012]479 2012 6
 15 20 (A)4,000
 1.00 24,000
 2013 3 1 2013
 171 527
 7.41
 24,527
 24,527
 2013 4 7 48013 Tc[7E691991 0 0251D5C079C
 2 2012

33,555.60
 7,702.50
 2018 6 13

1,560
 5%
 24.6875% 2017 9 5

,

198
 2019 4 22

17 1701

2018 12 31

1		
2		
3		
4		
5		

6		
7		
8		
9		
10		
11		
12		
13		
14		
15		
16		
17		
18		
19		
20		
21		
22		
23	()	
24		
25		
26		
27		
28		
29		
30		
31		
32		
33		
34		
35		
36		
37		

——

” ”

15 ——

()

12

“ ” “ ”

()

()

1 1 12 31

()

12

()

()

()

1

2

1

2

2

()

- 1
- 2
- 3
- 4
- 5

" "

()

()

1

2

" "

()

1

2

1

2

3

4

5

3

1

2

1

2

4

5

6

1

2

()

1

100

2

1	
2	
1	
2	

	(%)	(%)
1 1		
6		
7-12	5.00	5.00
1 2	10.00	10.00
2 3	25.00	25.00
3 4	45.00	45.00
4 5	65.00	65.00
5	100.00	100.00

3

100

()

1

2

3

4

5

()

1

2

1

2

3

1

2

“

” “

”

3

()

()

1

1

2

2

		%	%
	30		3.33
	5		20.00
	10		10.00
	8		12.50
	5		20.00

()

()

1

1

2

3

2

3

3

4

()

1

1

1

()

()

1

2

1

/

/

2

3

4

()

()

1

2

3

BOT

15 —

14

4

5

()

(1)

()

()

"	"		
" "	" "	"	"
"		" "	

		GR201644201728							2016
									15%
		2016	2018	15%					
6				2014	12	10			
									"
		[2014]256	"						
				"				2015	11
				2015				"	"
7			2014	5	12				
								2014	129
							2011	7	27
								[2011]58	
			2011	1	1	2020	12	31	
			15%					2014	5 22
							2013	1 1	2020 12
		31	15%						
8			2015	5	19				
								2015	30
							2011	7	27
								[2011]58	
			2011	1	1	2020	12	31	
			15%					2017	2 16
							2016	1 1	2020 12
		31	15%						
9			2016	11	29				
		GR201653000249							2016
									15%
		2016	2018	15%					
10			2018	11	02				

GR201831000947

2018

15%

2018 2020 15%

11 2016 11 24

GR201631001125

2016

15%

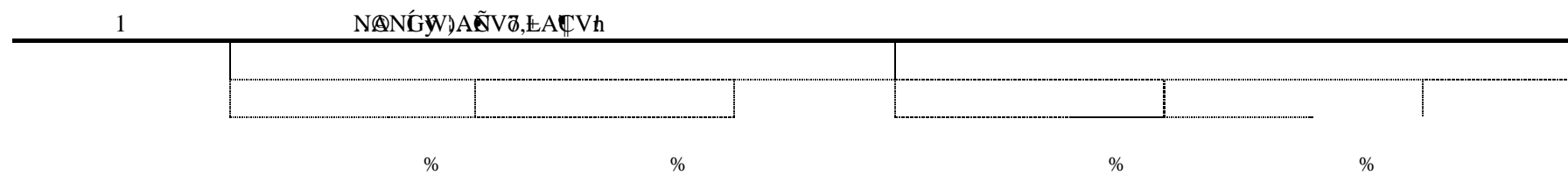
2016 2018 15%

()

	141,451.00	291,548.22
	380,751,705.10	815,523,792.73
	171,378,720.86	241,448,847.86
	552,271,876.96	1,057,264,188.81
	10,119,797.90	212,073,426.16

	104,433,978.63	30,369,400.81
	1,876,989.54	1,128.17
	65,067,752.69	34,558,318.88
		176,520,000.00

2



				%
	3,864,210.93	1,932,105.47	50.00	
	4,550,665.00	2,275,332.50	50.00	
	8,414,875.93	4,207,437.97		

				%
1	1,395,994,197.53	9,341,920.00		0.67
0-6	1,209,155,797.60			
7-12	186,838,399.93	9,341,920.00		5.00
1	1,395,994,197.53	9,341,920.00		0.67

	3,870,637.92		

	22,568,986.79	6.32
	12,718,219.05	3.56
	10,183,000.00	2.85
	10,080,000.00	2.82
	9,620,000.00	2.69
	65,170,205.84	18.24

()

	253,327,157.46	175,154,511.62
	253,327,157.46	175,154,511.62

1

1										
		%		%			%		%	
	274,249,233.47	99.99	20,922,076.01	7.63	253,327,157.46	187,939,806.07	100.00	12,785,294.45	6.80	175,154,511.62
1	274,249,233.47	99.99	20,922,076.01	7.63	253,327,157.46	187,939,806.07	100.00	12,785,294.45	6.80	175,154,511.62

			%
1	202,264,210.51	1,880,476.75	0.93
0-6	164,654,693.03		
7-12	37,609,517.48	1,880,476.75	5.00
1	202,264,210.51	1,880,476.75	0.93
1 2	35,938,791.32	3,593,879.13	10.00
2 3	17,856,932.68	4,464,233.17	25.00

	6,908,677.13	7,393,359.96
	274,259,638.47	187,939,806.07

5

			(%)	
	13,452,637.59	0-6	4.91	
	10,000,000.00	0-6	3.65	

()

1

2

	2,299,813.57	5,513,633.29	119,124.20	185,033.40	701,684.29	7,045,853.37
	49,857,893.69	1,910,695.22	225,957.20	829,737.31		51,164,808.80
	6,693,777.39	1,408,880.95	1,359,680.58			9,462,338.92
	555,690.66	886,517.56	11,396.00	193,094.34	141,658.72	1,118,851.16
	4,880,242.36	9,983,378.45				14,863,620.81
	64,287,417.67	19,703,105.47	1,716,157.98	1,207,865.05	843,343.01	83,655,473.06

()

	50,703,955.27	19,910,594.71
	3,956,135.30	12,870,872.04
	276,496.31	2,117,830.07
		31,800.00
	54,936,586.88	34,931,096.82

()

1

	191,404,515.53	191,404,515.53	30,000,040.00	30,000,040.00

2

									(%)	
	10.00			10.00					0.0008	
	10.00			10.00					0.0026	
	10.00			10.00					0.0007	
	10.00									

()

1

2018-2020	524,816.53		524,816.53				
IMS/	238,153.39		238,153.39				
2018							
-2023	32,049.10		32,049.10				
18-22	493,239.09		493,239.09				
	1,288,258.11		1,288,258.11				

()



()

1

<hr/>		
1		
1	44,080,784.70	44,080,784.70
2	13,181,770.86	13,181,770.86
—	13,181,770.86	13,181,770.86

3

2

	20,417,362.48	2018 12 31 2019 1 8
	7,365,268.86	2018 12 31 2019 1 8
	17,727,262.86	2018 12 31 2019 1 8
	45,509,894.20	

()

1

	307,105,720.91	336,543,448.46
	56,368.49	
	307,162,089.40	336,543,448.46

2

1					
1	284,258,259.59	229,907,887.78	23,376,776.38	39,122,318.14	576,665,241.89

3	2,319,647.42	4,294,252.42	586,993.38	1,593,824.68	8,794,717.90
—	179,551.29	4,294,252.42	586,993.38	1,593,824.68	6,654,621.77
—	2,140,096.13				2,140,096.13
4	65,997,221.24	165,224,630.36	15,311,875.64	31,750,639.88	278,284,367.12

3

3

	22,372,368.90	2018	12	31	2019
		1	8		
	22,467,478.33	2018	12	31	2019
		1	8		
	11,559,888.11	2018	12	31	2019
		1	8		
	12,029,174.63	2018	12	31	2019
		1	8		
	21,800,295.26	2018	12	31	2019
		1	8		
	90,229,205.23				


2

	540,001.63		540,001.63		
	540,001.63		540,001.63		

3

()
1





()

1	4,620,770.16
---	--------------

()

1

	40,820,000.00		40,820,000.00
	20,947,828.86		20,947,828.86
	16,616,716.74		16,616,716.74
	9,552,542.37		9,552,542.37
	7,028,439.33		7,028,439.33
	6,812,083.35		6,812,083.35
	3,026,274.91		3,026,274.91
	2,506,874.32		2,506,874.32
	1,846,140.17		1,846,140.17
	136,596,007.21		136,596,007.21
	524,583.48		524,583.48
		342,319,564.61	342,319,564.61
	246,277,490.74	342,319,564.61	588,597,055.35

2

	7,076,929.91	33,743,070.09	40,820,000.00
		909,982.63	909,982.63
	9,552,542.37		9,552,542.37
	7,028,439.33		7,028,439.33
	6,812,083.35		6,812,083.35

	3,026,274.91		3,026,274.91
	2,506,874.32		2,506,874.32

2017 12 31

5

1			2019 4 19
	2019	2-0392	
2			2019 4 18
	2019	2-0393	
3			2019 4 19
	2019	2-0394	
		33,743,070.09	
4			2019 4 21
	2019	0234	
5			2019 4 21
	2019	0235	
		909,982.63	

()

	459,649.44	8,384,294.76	2,597,757.23	6,246,186.97
		90,471.70	16,922.17	73,549.53

10							20190920
	001						5000
		2018	9	20	2019	9	20
11							
	0498016				0498026001		500
		2018	7	27	2019	7	27
12							0498019
				500		2018	7 30 2019
						7	30
13							
	500		2018	7	30	2019	7 31
14							0411855
					50		2018 5 25
		2019	5	25			
							0411855_001
	0411855_002						900
		2018	5	19	2019	5	20
15							
	584000001182ZRHTJ001						5000

()

	120,351,106.25	162,475,468.37
	2,261,000,635.97	1,500,287,179.85

	120,351,106.25	162,475,468.37

()

1

	66,576,035.61	451,620,429.85	469,781,420.96	48,415,044.50

3

	602,338.51	39,786,390.06	39,634,319.58	754,408.99
	24,552.64	1,522,882.69	1,518,466.68	28,968.65
	626,891.15	41,309,272.75	41,152,786.26	783,377.64

()

	52,992,591.66	98,179,201.83
	34,490,781.82	32,087,757.64
	2,242,957.34	1,464,669.08
		1,444,558.82
		51,840.39
		1,109,632.02
		578,886.20

	3,359,480.93	
	3,781,214.60	
	1,152,382.94	1,004,630.77
	8,293,078.47	1,004,630.77

2

1

	58,221,379.00	200,195,780.00
	474,933,921.45	33,676,508.95
	15,248,663.55	18,179,313.44

141,427,124.31

()

	143,086,306.10

()

	1,073,361,512.19		16,146,378.07	1,057,215,134.12
	1,073,361,512.19		16,146,378.07	1,057,215,134.12

()

	60,340,732.10		60,340,732.10
	60,340,732.10		60,340,732.10

	1,407,419,746.28	1,195,794,664.72	1,476,491,214.71	1,243,148,922.31
	906,136,009.29	660,412,706.78	1,429,561,092.05	1,074,670,502.62
	14,199,460.85	7,604,372.77	10,992,097.46	7,018,554.57
	4,420,088,766.24	3,639,820,590.02	2,989,786,058.05	2,387,388,335.08

()

			2,182,489.41	2,277,696.36
--	--	--	--------------	--------------

()

	64,902,892.67	62,522,746.57
	49,619,609.75	34,566,003.47
	42,786,732.96	21,997,007.85
	21,539,415.51	4,737,498.66
	8,595,907.89	8,018,617.25
	8,082,121.09	8,310,621.41

()

	87,885,347.82	8,115,501.37
	7,974,581.05	6,667,740.10
	-7,407,840.48	4,804,162.82

()

				/
		8,664,171.51	2,506,851.29	

229,131.80

2,893.62

			120,940.00
--	--	--	------------

/

()

	-20,425.42	
		2,877,813.92
	572,169.08	32,721.65
	551,743.66	2,910,535.57

()

	-172,602.20	-991,104.05	-172,602.20
	30,505,357.88		30,505,357.88
	30,332,755.68	-991,104.05	30,332,755.68

()

		31,848,157.72	
	3,025,620.00	2,887,466.67	3,025,620.00
	4,211,898.59	1,067,553.51	4,211,898.59
	7,237,518.59	35,803,177.90	7,237,518.59

			/
--	--	--	---

			/
	480,000.00		
2015	14,000.00		
	2,417,000.00		
2017	15,000.00		

	22,916.58		22,916.58
	4,038,754.56	1,509,467.2	4,038,754.56
	5,281,348.65	1,559,467.20	5,281,348.65

()

1

	36,475,613.82	16,645,512.29
	-17,304,594.44	4,032,645.57
	19,171,019.38	20,678,157.86

	355,043,478.45	173,728,636.11

“ ”	93,049,394.69	12,085,712.00
“ ”	-551,743.66	-2,910,535.57
“ ”	-17,634,071.79	4,167,114.50
“ ”	9,984,403.92	-187,219.15

	36,936,799.64
	481,063,200.36

3

	380,893,156.10	815,815,340.95
	141,451.00	291,548.22
	380,751,705.10	815,523,792.73
	380,893,156.10	815,815,340.95

()

	171,378,720.86
	171,378,720.86

()

1

			42,464,971.24
	5,246,972.59	6.8632	36,011,022.29
	238,939.21	7.8473	1,875,027.66
	5,225,885.97	0.8762	4,578,921.29

			238,907,312.71
	34,780,767.93	6.8632	238,707,366.49
	25,479.62	7.8473	199,946.22

()

1

		%					
	518,000,000.00	100.00		2018 2 28		999,935,874.81	103,516,064.46

2

	518,000,000.00
—	518,000,000.00
	518,000,000.00
	175,680,435.39
	342,319,564.61

	()	
	175,680,435.39	106,669,408.84
	175,680,435.39	106,669,408.84

()

1

					(%)	
				100.00		
				100.00		
				100.00		
					100.00	

		0.01		99.99	
()				(%)	

3

()

1

2018 9 12

" "

49.00%

2

<hr/>	
	30,505,357.88
	30,505,357.88
	30,505,357.88
/	30,505,357.88
<hr/>	
<hr/>	

		7,344,775.69
		7,291,048.23
		7,344,775.69
		385,626.53
		385,626.53

	/	/

1

2018 12

31


1,418,013,430.41

2

2018

12 31

-	36,011,022.29	102,190,739.88
-	1,875,027.66	1,035,686.04



()

				(%)	(%)
			200,000.00	24.69	24.69
			900,000.00	6.80	6.80

31.49%

()

"

"

()

"

"

()

Run Liang Tai Management Limited	

	50,000,000.00	2017	11	15	2018	11 03
	176,520,000.00	2017	12	21	2018	4 11

		216,000,000.00			2018	10 24

4

	30,000,000.00	2018	9	19	2019	9 18
	70,000,000.00	2018	9	28	2019	9 18
	200,000,000.00	2018	11	15	2019	11 14

" " 1
" "

20% 200 2018
10 18 2018 10 19

3.00% 20%

6

	98.60	9.51
ZOU JUN	89.67	44.23
	64.58	61.98
	60.00	60.00
	47.95	46.13
	42.42	3.54
	33.39	39.47
	5.68	16.07
	12.00	12.00
	12.00	12.00
	9.43	12.00
	13.20	9.29
	2.60	0
	491.52	326.22

()

1

1,400,000.00

2018

3 7

2017 01

24022

3,864,210.93

2

2018 12 3

4,550,665.00

4,298,735.00

4,550,665.00

()

1

2019 1 8

10,000

2019 3 20

10,000

()

10,000

3,732,556.69

10,936,141.52

1

1

	2,400,000.00	286,177.22
	1,332,556.69	10,649,964.30
	3,732,556.69	10,936,141.52

			%
1	359,718,576.95	6,042,871.80	1.68
0-6	238,861,140.86		
7-12	120,857,436.09	6,042,871.80	5.00
1	359,718,576.95	6,042,871.80	1.68
1 2	67,079,025.79	6,707,902.58	10.00
2 3	42,729,649.41	10,682,412.35	25.00
3 4	24,475,656.42	11,014,045.39	45.00
4 5	11,743,306.01	7,633,148.91	65.00
5			

		(%)	
	41,850,305.69	7.89	
	25,069,716.27	4.73	1,253,485.81
	16,843,545.49	3.18	352,080.39
	11,458,688.69	2.16	
	10,810,808.58	2.04	473,291.44
	106,033,064.72	20.00	2,078,857.64

()

	1,578,838,573.72	402,324,052.89
--	------------------	----------------

1

1					

%

				%
1		40,766,952.56	743,642.87	1.82
0-6		25,894,095.24		
7-12		14,872,857.32	743,642.87	5.00
1		40,766,952.56	743,642.87	1.82
1	2	8,811,808.23	881,180.82	10.00
2	3	2,542,646.29	635,661.57	25.00

	20,516,672.46	24,494,309.02
	5,064,578.61	2,754,606.90

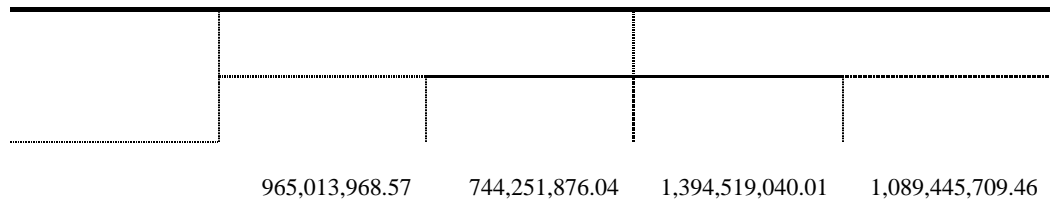
1

	44,950,000.00			44,950,000.00	
	350,000,000.00			350,000,000.00	
	667,209,823.39	16,146,378.07		683,356,201.46	
		157,685,517.40		157,685,517.40	
		53,531.17		53,531.17	
	1,062,159,823.39	173,885,426.64		1,236,045,250.03	

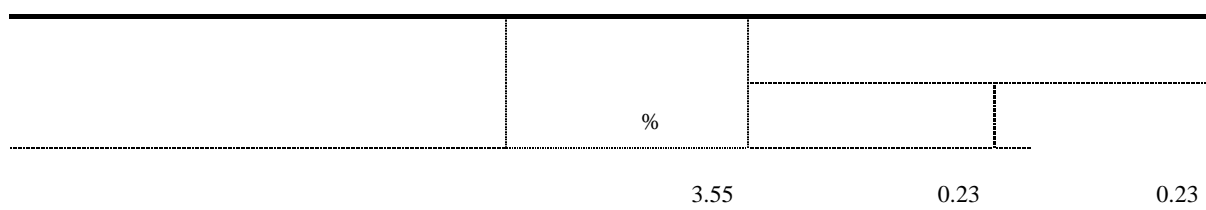
2



()



()



2018

2019 4 24