

2018



2018 08

)

(

.....	2
.....	6
.....	9
.....	12
.....	21
.....	29
.....	32
.....	33
.....	34
.....	35
.....	134

2

□ √

2017

□ √

			2017年
	1,828,384,361.49	1,016,915,862.69	79.80%
	49,147,231.79	28,709,642.86	71.19%
	42,768,792.39	5,111,713.65	736.68%
	-504,393,731.95	-90,606,019.10	-456.69%
/	0.1575	0.0920	71.20%
/	0.1575	0.0920	71.20%
	2.45%	0.89%	1.56%
	5,377,532,844.03	4,969,529,267.25	8.21%
	2,023,517,562.82	1,985,290,109.83	1.93%

1

□ √

	-87,184.25	
	4,448,159.45	
	3,652,484.06	
	1,172,210.70	
	462,809.16	
	6,378,439.40	--

1 —

1 —

□ √

1 —

2018

+

6

/

/

180

/

1

	,
	100%

2

√ □

9.7%		15,864.04					7.60%	
100%		16,231.80				504.19	7.78%	

+

+

1

2018 3 Ayla

IDG

			2017		ABI Research Inc.	M2M	NB-IoT
		NB-IoT		5		12	
4	27		6			590	
	133		114				
	2						
PaaS							
	SaaS						
		SaaS					
3							
		Agent					

1

Gartner 2020 240 36.9

(IDC) 2020 281 7.1

2020

1.5

4G 5G

2020 5G 2200 5G

540 2030 5G 5200 5G

6.3 10.6

2 5G

5G

2017 “ + ” 2017

“ + ” “

+ ”

3

IaaS IaaS SaaS

SaaS

4

100%

POS “ + ”

5

CPS IoT AI “ ”

6 MWCS 2018 AIoT

(AI) MICD (Mobile Intelligent Computing Device) (IoT) (Edge Computing)

5

SaaS

ICT

6 5G

Small Cell

7

5G

IT

4G 5G

79.80%

71.19%

8.21%

“ ” “ ”

	1,828,384,361.49	1,016,915,862.69	79.80%	1 2
	1,495,156,744.96	793,139,381.36	88.51%	1 2
	89,731,481.78	101,148,125.57	-11.29%	
	153,002,569.83	92,391,418.78	65.60%	1 2 2017
	29,462,981.33	-1,820,304.89	1,718.57%	

--	--	--	--	--

	533,136,271.05	29.16%			
	18,700,976.42	1.02%			
	44,319,540.82	2.42%			
	1,232,227,573.20	67.40%	1,016,915,862.69	100.00%	21.17%
	528,552,690.35	28.91%	484,260,021.32	47.62%	9.15%
	695,703,203.50	38.05%	502,417,531.30	49.41%	38.47%
	7,971,679.35	0.44%	30,238,310.07	2.97%	-73.64%
	1,702,582,816.50	93.12%	962,945,410.46	94.69%	76.81%
	125,801,544.99	6.88%	53,970,452.23	5.31%	133.09%

10%

√ □

	596,156,788.29	525,466,206.42	11.86%			
	1,232,227,573.20	969,690,538.54	21.31%	21.17%	22.26%	-0.70%
	596,156,788.29	525,466,206.42	11.86%			
	533,136,271.05	472,156,467.19	11.44%			
	18,700,976.42	14,873,978.79	20.46%			
	44,319,540.82	38,435,760.44	13.28%			
	1,232,227,573.20	969,690,538.54	21.31%	21.17%	22.26%	-0.70%
	528,552,690.35	383,708,803.91	27.40%	9.15%	14.31%	-3.28%
	695,703,203.50	581,730,058.97	16.38%	38.47%	31.54%	4.41%
	1,702,582,816.50	1,397,126,010.28	17.94%	76.81%	84.14%	-3.27%
	125,801,544.99	98,030,734.68	22.08%	133.09%	184.89%	-14.16%

1

□ √

30%

√ □

1

2

□ √

1

	390,888,351.70	7.27%	484,458,556.45	12.80%	-5.53%	
	1,150,623,105.32	21.40%	1,061,914,446.70	28.06%	-6.66%	
	2,120,973,918.83	39.44%	1,442,769,391.08	38.13%	1.31%	
	75,441,402.50	1.40%				
	285,321,944.75	5.31%	320,426,718.96	8.47%	-3.16%	
	145,336,772.11	2.70%	37,556,887.49	0.99%	1.71%	
	588,621,429.58	10.95%	89,133,204.48	2.36%	8.59%	
	188,640,480.00	3.51%	30,000,040.00	0.79%	2.72%	
	999,633,838.89	18.59%	54,000,000.00	1.43%	17.16%	
	50,000,000.00	0.93%			0.93%	
	187,210,981.74	3.48%			3.48%	

2

□ √

3

	58,776,585.76	241,448,847.86
	58,776,585.76	241,448,847.86

1

√ □

779,853,670.92	49,120,783.12	1,487.62%

2

√ □

			414,400,000.00	100.00%	Simcom International Holdings Limited				20,141,323.57		2018 02 14	2018-007
												2018-010
	--	--	414,400,000.00	--	--	--	--	--	20,141,323.57	--	--	--

3

□ √

4

✓

5

✓

6

✓

7

✓

8

✓

1

✓

2

✓

✓

10%

--	--	--	--	--	--	--	--	--	--

			350,000,000.00	511,168,188.25	340,530,632.61	4,969,230.03	-11,455,989.11	-9,638,084.80
			156,917,996.90	206,860,375.56	162,318,011.07	19,451,222.52	5,090,684.77	504 US

--	--

1

2

3

1

2018		38.10%	2018 01 09	2018 01 10	2018 2018-002
2018		35.96%	2018 03 14	2018 03 15	2018 2018-018
2018		5.13%	2018 04 04	2018 04 09	2018 2018-030

2017

32.42%

√

√

√

√

√

()			()	()	()		
				2018 5 31			
	6,094		4	2016 2 9182	2016 0305 3400		
			11 28				
	3,152			2018 6 13			

	600						
	140			140 2015 5 1			

√

√

√

√

√

1

2018 4 4

“ ” 2018

<

>

2018 4 4

2018 3 20

www.cninfo.com.cn

“

” “ - 12 ” “ ” B
 “ - 12 ”

2018 7 19 983.49
 28.22 / 3.15% 2018 7
 20 2018-047

1

√ □

						31.14	0.00%	12			-		
								300					
				--	--	31.14	--	300	--	--	--	--	--

5

4

□ √

5

√ □

1

	2016 9 1	2021 12 31	2016 9 1	2018 12
31	71.42	1,999.76		

2

“ ”	Ayla Networks, Inc.	“ ”	D	
“ ”	2,500	D	9,684,292	2,500
D		D	9,684,292	

3

	Ayla Networks, Inc	
10,000	7,000	70%
		3,000
		30%

Tf ref*C409 T[4 Td5 00 1 30 1 ref*C91.d26T1 Td5 10 04 30 1 ref*C55 Td[4 Td5 00 1 30 1 ref*C55 Td[4 Td5 00 1 30 1 ref*C51J -1417.88 30 1

3

□ √

2

1

A1		0			A2		0	
A3		0			A4		0	
	2017 10 13	17,652	2017 12 21	17,652				
	2017 10 28	5,000	2017 12 8	5,000				
B1		0			B2		0	
B3		22,652			B4		5000.00	
C1		0			C2		0	
C3		0			C4		0	

A1+B1+C1	0	A2+B2+C2	0
A3+B3+C3	22,652	A4+B4+C4	5000.00
A4+B4+C4		2.47%	
D		0	
E 70%		0	
F 50%		0	
D+E+F		0	

3

□ √

1

2

√ □

1 2018 5 10

50

2018

□ √

1

	312,000,000	100.00%						312,000,000	100.00%
1	312,000,000	100.00%						312,000,000	100.00%
	312,000,000	100.00%						312,000,000	100.00%

√

√

√

√

√

2

√

3

		14,172		8		0
5%		10				

		24.69 %	77,025,000	0		77,025,000		53,425,000
		6.18%	19,278,019	0		19,278,019		
		5.20%	16,213,877	1,335,802		16,213,900		
12		3.09%	9,643,608	9,643,608		9,643,608		
		2.85%	8,888,000	0		8,888,000		
		2.58%	8,047,621	5,358,139		8,047,621		
		2.47%	7,694,900	0		7,694,900		
658		1.79%	5,589,300	5,589,300		5,589,300		
-019L-FH002		1.41%	4,387,273	916,100		4,387,273		
		1.26%	3,938,200	675,200		3,938,200		
10	3							

		77,025,000	77,025,000
		19,278,019	19,278,019
		16,213,877	16,213,877
	12	9,643,608	9,643,608
		8,888,000	8,888,000
		8,047,621	8,047,621
		7,694,900	7,694,900
658		5,589,300	5,589,300
-019L-FH002		4,387,273	4,387,273
		3,938,200	3,938,200
10 10	10		
10	4	8,888,000 1,578,200	

:

12

12

10

10

□ √

10

10

□ √

□ √

□ √

□ √

2017

√ □

			2018 04 20	
			2018 04 20	
			2018 05 14	
Jun Zou			2018 05 14	

□ √

1

2018 06 30

	390,888,351.70	1,057,264,188.81
	15,216,462.56	12,672,850.84
	1,150,623,105.32	1,001,300,379.12
	75,614,026.67	87,275,961.58
	216,070,439.69	175,154,511.62

	31,774,449.35	34,931,096.82
	4,001,160,754.12	4,256,405,819.52
	188,640,480.00	30,000,040.00
	75,441,402.50	37,278,554.91
	285,321,944.75	336,543,448.46
	145,336,772.11	58,438,783.95
	26,786,119.03	
	588,621,429.58	208,428,206.38
	18,863,302.69	3,563,801.45
	45,067,192.06	34,435,776.66
	2,293,447.19	

	39,641,634.18	67,202,926.76
	83,287,372.72	135,288,631.22
	1,951,022.27	1,004,630.77
	264,118,091.62	292,581,324.41
	393,010.00	393,010.00
	3,042,477,103.71	2,932,498,329.84
	50,000,000.00	
	187,210,981.74	
	6,375,535.00	1,572,040.00
	4,867,697.94	5,429,355.39
	248,454,214.68	7,001,395.39
	3,290,931,318.39	2,939,499,725.23
	312,000,000.00	312,000,000.00

	1,073,361,733.39	1,073,361,512.19
	30,054.37	30,054.37
	60,340,732.10	60,340,732.10
	577,785,042.96	539,557,811.17
	2,023,517,562.82	1,985,290,109.83
	63,083,962.82	44,739,432.19
	2,086,601,525.64	2,030,029,542.02
	5,377,532,844.03	4,969,529,267.25

2

	184,669,567.20	490,551,371.78
	5,537,247.65	10,936,141.52
	598,596,689.53	540,346,768.64
	266,841,409.89	187,895,005.22
	729,108.24	
	1,057,067,478.45	402,324,052.89
	154,954,731.76	183,805,617.80
	6,931,421.88	6,931,421.88
	2,275,327,654.60	1,822,790,379.73

	1,219,115,193.17	1,062,159,823.39
	105,691,389.90	110,645,357.18
	4,886,472.41	4,975,233.82
	10,012,364.20	2,018,117.98
	14,299,836.35	12,441,392.37
	1,438,968.31	4,391,495.08
	1,355,444,224.34	1,196,631,419.82
	3,630,771,878.94	3,019,421,799.55
	930,000,000.00	500,000,000.00
	209,323,391.25	158,802,350.30
	121,115,840.19	159,628,187.60
	16,200,399.80	17,132,327.91
	9,204,049.83	13,836,017.57
	8,572,801.99	20,650,950.74
	1,747,265.32	811,785.86
	217,213,555.48	255,104,554.17
	1,513,377,303.86	1,125,966,174.15

	50,000,000.00	
	187,210,981.74	
	5,000,000.00	
	242,210,981.74	
	1,755,588,285.60	1,125,966,174.15
	312,000,000.00	312,000,000.00

	1,782,300,986.19	1,009,317,484.77
	1,495,156,744.96	793,139,381.36
	7,029,872.21	5,430,575.59
	89,731,481.78	101,148,125.57
	153,002,569.83	92,391,418.78
	29,462,981.33	-1,820,304.89
	7,917,336.08	19,028,288.36
“ ”		
“ ”		
“ ”		
“ ”	-87,184.25	-45,122.10
	5,740,505.00	4,721,184.19
“ ”	51,736,696.05	12,274,440.01
	4,937,178.97	24,246,098.97
	2,577,040.46	928,283.71
“ ”	54,096,834.56	35,592,255.27
	1,605,166.94	6,029,630.33
“ ”	52,491,667.62	29,562,624.94
“ ”	52,491,667.62	29,562,624.94
“ ”		
	49,147,231.79	28,709,642.86
	3,344,435.83	852,982.08

“ ”	-66,459.53	-9,204.24
	1,447,000.00	
“ ”	-13,400,862.51	-8,006,730.06
	5,258,062.46	23,612,058.54
	1,746,826.50	806,575.57
“ ”	-9,889,626.55	14,798,752.91
	-2,537,594.49	2,796,032.66
“ ”	-7,352,032.06	12,002,720.25
“ ”	-7,352,032.06	12,002,720.25
“ ”		
1.		
2.		
1.		
2.		
3.		
4.		
5.		
6.		
	-7,352,032.06	12,002,720.25

	4,592,430.83	1,626,810.25
	95,640,201.61	119,397,688.29
	1,793,190,664.08	1,241,491,722.77
	1,747,565,146.90	834,566,825.59
	243,057,371.06	175,374,878.58
	86,309,472.49	70,421,737.30
	220,652,405.58	251,734,300.40
	2,297,584,396.03	1,332,097,741.87
	-504,393,731.95	-90,606,019.10
	197,691,627.40	115,000,000.00
	647,161.62	37,732.07
	198,338,789.02	115,037,732.07
	10,149,733.08	8,000,683.12
	373,330,358.40	41,120,100.00

	396,373,579.44	
	779,853,670.92	49,120,783.12
	-581,514,881.90	65,916,948.95
	15,000,000.00	
	15,000,000.00	
	766,873,628.89	50,000,000.00
	315,970,437.38	15,143,584.20
	1,097,844,066.27	65,143,584.20
	225,050,917.93	5,016,643.47
	37,552,059.61	10,617,480.76
	222,089,575.28	9,801,780.75
	484,692,552.82	25,435,904.98
	613,151,513.45	39,707,679.22
	-10,946,474.61	-581,263.46
	-483,703,575.01	14,437,345.61
	815,815,340.95	410,606,500.03
	332,111,765.94	425,043,845.64

6

	638,334,293.01	562,423,474.50
	1,068,120.55	
	784,039,283.92	76,267,979.52
	1,423,441,697.48	638,691,454.02
	563,082,956.74	398,639,823.07
	59,194,678.68	58,163,034.80
	32,875,970.95	19,686,050.21
	1,440,561,718.86	221,407,371.69

	2,095,715,325.23	697,896,279.77
	-672,273,627.75	-59,204,825.75
	134,491,743.42	115,000,000.00
	134,491,743.42	115,000,000.00
	1,363,143.48	5,630,487.39
	378,746,769.78	
	380,109,913.26	5,630,487.39
	-245,618,169.84	109,369,512.61
	748,000,000.00	50,000,000.00
	180,188,404.79	396,037.41
	928,188,404.79	50,396,037.41
	68,253,031.05	
	34,587,627.67	10,511,488.12
	26,565,812.88	4,158,890.36
	129,406,471.60	14,670,378.48
	798,781,933.19	35,725,658.93
	-3,511,844.76	-364,258.15
	-122,621,709.16	85,526,087.64
	264,756,747.65	171,105,646.14
	142,135,038.49	256,631,733.78

	312,000,000.00				1,073,361,512.19		30,054.37		60,340,732.10		539,557,811.17	44,739,432.19	2,030,029,542.02
	312,000,000.00				1,073,361,512.19		30,054.37		60,340,732.10		539,557,811.17	44,739,432.19	2,030,029,542.02
“ ”					221.20						38,227,231.79	18,344,530.63	56,571,983.62
											49,147,231.79	3,344,435.83	52,491,667.62
					221.20							15,000,094.80	15,000,316.00
1												15,000,000.00	15,000,000.00
2													
3													
4					221.20							94.80	316.00
											-10,920,000.00		-10,920,000.00
1													

	312,000,000.00				1,188,889,457.49				55,988,304.42		451,249,439.26	222,418,395.08	2,230,545,596.25
“ ”					-115,527,945.30		30,054.37		4,352,427.68		88,308,371.91	-177,678,962.89	-200,516,054.23
							30,054.37				102,020,799.59	-2,572,342.02	99,478,511.94
					-115,527,945.30							-175,106,620.87	-290,634,566.17
1												-175,106,620.87	-175,106,620.87
2													
3													
4					-115,527,945.30								-115,527,945.30
									4,352,427.68		-13,712,427.68		-9,360,000.00
1									4,352,427.68		-4,352,427.68		

	312,000,000.00			1,073,361,512.19		30,054.37		60,340,732.10		539,557,811.17	44,739,432.19	2,030,029,542.02
--	----------------	--	--	------------------	--	-----------	--	---------------	--	----------------	---------------	------------------

8

	312,000,000.00				1,223,597,852.13					60,340,732.10	297,517,041.17	1,893,455,625.40

2013	2	4	2013				
61.75				31,823.35		31,823.35	
	2013	9	5	2013			
			10%				
	2013	10	28		2013	2	4
					6.76		2013
			31,816.59				31,816.59
	2013	12	27		2013	2	4
					616.59		2013
			31,200				31,200
2016	7	1		(“		”)	
			16.70				6,142.50
19.6875%	2016	7	21				
	2017	8	22				
						1,560	
33,555.60			5%			7,702.50	
24.6875%	2017	9	5				
	2018	6	13		2018		
				<		>	

198

17 1701

1.

41

1		
2		
3		
4		
5		
6		

7

34		
35		
36		
37		
38		
39		
40		
41	()	

3

2

1

15

2

12

1

2

1 1 12 31

3

12

4

5

6

7

,

8

3

9

1

2

10

1

1.

1.

1.

()

2

1.

1.

3

11**1**

	100

2

1	
2	

√ □

6		
7-12	5.00%	5.00%
1 2	10.00%	10.00%
2 3	25.00%	25.00%
3 4	45.00%	45.00%

4 5	65.00%	65.00%
5	100.00%	100.00%

√

√

3

	100

12

1

2

3

4

13

14

20%

20%

50%

“




”

15

(

)

		%	%
	30	0	3.33



19


20

21

1

1

2



50

2

3

4

5

22

23

24

1

2

3

4

25

26

3

15 — BOT 14

4

5

29

1

30

/

()

()

31

1

2013 1 1 2020 12 31 15%

6 2015 5 19
2015 30 2011 7 27
[2011]58 2011 1 1 2020 12 31
15% 2017 2 16
2016 1 1 2020 12 31 15%

7 2016 11 29
GR201653000249 2016
15% 2016 2018 15%

2.

[2011]100
17% 3%

3

1

	200,234.48	291,548.22
	331,911,531.46	815,523,792.73
	58,776,585.76	241,448,847.86
	390,888,351.70	1,057,264,188.81

	23,940,768.15	30,369,400.81
	34,834,689.44	34,558,318.88
	1,128.17	1,128.17
		176,520,000.00
	58,776,585.76	241,448,847.86

2

3

□ √

4

1

	5,079,214.91	1,658,376.54
	10,137,247.65	11,014,474.30
	15,216,462.56	12,672,850.84

2

3

4

5

1

	4,935,521.50	0.40%	2,467,760.75	50.00%	2,467,760.75	22,957,518.23	2.09%	11,478,759.12	50.00%	11,478,759.11

	1,244,145,155.64	99.60%	95,989,811.07	7.72%	1,148,155,344.57	1,074,390,385.38	97.91%	84,568,765.37	7.87%	989,821,620.01
	1,249,080,677.14	100.00%	98,457,571.82	7.88%						

2

3,500,370.21

1,090,322.88

--	--	--

3

4

			(%)	
	36,652,836.60	2	2.93	2,719,644.81
	34,000,000.00	2-4	2.72	9,010,998.37
	29,571,537.49	6	2.37	
	21,420,714.77	6	1.71	
	20,525,455.93	1	1.64	57,272.34
	142,170,544.79		11.37	11,787,915.52

5

6

6

1

1	63,869,238.74	84.47%	72,271,894.76	82.81%
1 2	8,505,659.55	11.25%	11,890,665.23	13.62%
2 3	2,458,097.64	3.25%	2,801,383.99	3.21%

3	781,030.74	1.03%	312,017.60	0.36%
	75,614,026.67	--	87,275,961.58	--

1

		908,643.00	
		884,374.07	
		832,300.00	
		804,665.37	

2

			(%)
	5,767,372.05	0~6	7.63
	4,303,383.73	0~6	5.69
	4,271,279.58	0~6	5.65
	3,769,992.45	0~6	4.99
	2,567,948.68	0~6	3.40
	20,679,976.49		27.36

7

1

2

8

1

2

1

9

1

	231,391,037.42	100.00%	15,320,597.73	6.62%	216,070,439.69	187,939,806.07	100.00%	12,785,294.45	6.80%	175,154,511.62

		3,145,210.72	1	1.36%	157,260.54
	--	29,332,425.67	--	12.68%	666,060.42

6

7

8

10

1

	184,462,399.65	2,589,532.28	181,872,867.37	99,826,588.67	2,299,813.57	97,526,775.10
	80,302,244.43	213,885.63	80,088,358.80	26,622,976.55	555,690.66	26,067,285.89
	4,436,991.63		4,436,991.63	1,991,152.18		1,991,152.18
	1,372,447,314.24	4,880,242.36	1,367,567,071.88	1,275,247,600.51	4,880,242.36	1,270,367,358.15
	471,819,070.17	50,433,496.18	421,385,573.99	479,012,152.73	49,857,893.69	429,154,259.04
	72,777,732.19	8,087,533.27	64,690,198.92	67,127,414.86	6,693,777.39	60,433,637.47
	932,856.24		932,856.24	2,266,362.90		2,266,362.90
	2,187,178,608.55	66,204,689.72	2,120,973,918.83	1,952,094,248.40	64,287,417.67	1,887,806,830.73

4 —

2

	2,299,813.57	289,718.71				2,589,532.28
	555,690.66			341,805.03		213,885.63
	4,880,242.36					4,880,242.36
	6,693,777.39	1,393,755.88		0.00		8,087,533.27
	49,857,893.69	1,288,564.87		712,962.38		50,433,496.18
	64,287,417.67	2,972,039.46		1,054,767.41		66,204,689.72

3

4

	1,367,567,071.88
	1,367,567,071.88

11

12

14

1

	188,640,480.00		188,640,480.00	30,000,040.00		30,000,040.00
	188,640,480.00		188,640,480.00	30,000,040.00		30,000,040.00
	188,640,480.00		188,640,480.00	30,000,040.00		30,000,040.00

2

3

	10.00			10.00					0.00%	
	10.00			10.00					0.00%	
	10.00			10.00					0.00%	
	10.00			10.00					0.00%	
	30,000,000.00			30,000,000.00					2.00%	
Ayla Network, Inc.		158,640,440.00		158,640,440.00					9.70%	
	30,000,040.00	158,640,440.00		188,640,480.00					--	

4

5

15

1

2

3

16

1

2

3

17

18

1

√ □

1.	44,080,784.70			44,080,784.70
2.	44,952,369.87			44,952,369.87

2.	37,278,554.91			37,278,554.91
----	---------------	--	--	---------------

2

□ √

3

--	--	--

1.	54,982,273.37	141,513,798.18	12,622,091.30	31,003,630.58	240,121,793.43
2.	8,540,746.95	12,672,280.35	1,276,610.37	3,220,803.11	25,710,440.78
1	8,540,746.95	10,989,875.49	1,276,610.37	2,492,965.84	23,300,198.65
2		1,682,404.86		727,837.27	2,410,242.13
3.	5,160,524.56	1,510,679.75	288,166.07	606,145.89	7,565,516.27
1		1,510,679.75	288,166.07	606,145.89	2,404,991.71
2	5,160,524.56				5,160,524.56
4.	58,362,495.76	152,675,398.78	13,610,535.60	33,618,287.80	258,266,717.94

5

20

1

2

3

21

22

23

1

√

2

√

24

√

25

1

1.	36,285,145.00	3,237,920.37	21,085.23	93,500.00	32,156,413.90	71,794,064.50
2.		5,095,393.70	1,749,001.41	85,000,000.00	1,303,250.31	93,147,645.42
1		95,393.70	397,556.75		1,303,250.31	1,796,200.76
2						
3		5,000,000.00	1,351,444.66	85,000,000.00		91,351,444.66
3.						
1						
4.	36,285,145.00	8,333,314.07	1,770,086.64	85,093,500.00	33,459,664.21	164,941,709.92
1.	4,898,494.56	1,561,732.98	9,529.03	64,980.85	6,820,543.13	13,355,280.55
2.	362,851.45	474,120.37	642,840.83	2,127,910.00	2,641,934.61	6,249,657.26
1	362,851.45	390,787.03	279,490.90	2,127,910.00	2,641,934.61	5,802,973.99
2		83,333.34	363,349.93			446,683.27
3.						
1						
4.	5,261,346.01	2,035,853.35	652,369.86	2,192,890.85	9,462,477.74	19,604,937.81
2.						
1						
3.						
1						

2

--	--	--

26

1		437,736.54						437,736.54
2		511,390.57						511,390.57
3		1,003,810.75						1,003,810.75
4		1,696,946.89						1,696,946.89
5		2,639,382.14						2,639,382.14
6		2,999,588.79						2,999,588.79
7		1,961,362.93						1,961,362.93
8		2,049,924.96						2,049,924.96
9		116,717.80						116,717.80
10		2,405,448.37						2,405,448.37
11		4,328,486.98						4,328,486.98
12		602,709.31						602,709.31
13		2,188,348.93						2,188,348.93
14		1,602,048.49						1,602,048.49
15		1,422,078.91						1,422,078.91
16		344,455.88						344,455.88
17		451,688.54						451,688.54
18		23,992.25						23,992.25
		26,786,119.03						26,786,119.03

27

1

	40,820,000.00				40,820,000.00
	20,947,828.86				20,947,828.86
	16,616,716.74				16,616,716.74
	9,552,542.37				9,552,542.37
	7,028,439.33				7,028,439.33
	6,812,083.35				6,812,083.35
	3,026,274.91				3,026,274.91
	2,506,874.32				2,506,874.32
	1,846,140.17				1,846,140.17
	136,596,007.21				136,596,007.21
	524,583.48				524,583.48
		380,193,223.20			380,193,223.20
	246,277,490.74	380,193,223.20			626,470,713.94

2

	9,552,542.37				9,552,542.37
	7,028,439.33				7,028,439.33
	3,026,274.91				3,026,274.91
	2,506,874.32				2,506,874.32
	7,076,929.91				7,076,929.91
	6,812,083.35				6,812,083.35
	1,846,140.17				1,846,140.17

	37,849,284.36					37,849,284.36
--	---------------	--	--	--	--	---------------

28

	2,798,714.73	3,824,672.85	574,247.94		6,049,139.64
	459,649.44	10,721,249.55	2,292,608.83		8,888,290.16
	305,437.28	2,647,219.04	1,243,770.19		1,708,886.13
		2,441,830.15	224,843.39		2,216,986.76
	3,563,801.45	19,634,971.59	4,335,470.35		18,863,302.69

29

/

1

	173,871,091.64	27,887,164.91	167,210,169.76	26,657,303.94
	654,888.71	98,233.31	654,888.71	98,233.31
	76,000,031.37	16,125,463.59	33,219,970.85	7,385,481.91
	6,375,535.00	956,330.25	1,965,050.00	294,757.50
	256,901,546.72	45,067,192.06	203,050,079.32	34,435,776.66

2

	19,470,791.74	4,867,697.94	21,717,421.56	5,429,355.39
	19,470,791.74	4,867,697.94	21,717,421.56	5,429,355.39

3

		45,067,192.06		34,435,776.66
		4,867,697.94		5,429,355.39

4

		5,910,066.85	5,910,066.85
		89,907,864.54	89,907,864.54
		95,817,931.39	95,817,931.39

5

2018	22,340,747.08	22,340,747.08	
2019	3,833,639.87	3,833,639.87	
2020	8,098,362.37	8,098,362.37	
2021	6,753,198.74	6,753,198.74	
2022	48,881,916.48	48,881,916.48	
	89,907,864.54	89,907,864.54	--

30

		2,892,613.46
	2,293,447.19	1,542,222.46
	2,293,447.19	4,434,835.92

31

1

		163,838,360.00
	50,000,000.00	50,500,000.00
	949,633,838.89	501,000,000.00
	999,633,838.89	715,338,360.00

1	82212017280-232	5,000	2017
12 8 2018 12 7		ZB221201700000061	
5,556	2017 11 15 2018 11 03		
2		2018 0039	
5,000	2018 3 30 2019 3 30		
3		2017 0066	
5,000	2017 7 31 2018 7 31		
4		2017 000341	
1 26 9	25,000	25,000 3,000	2019 2017 8 9 2018 8
5		2017 1017340151	
	2017 9 21 2018 8 21	5,000	
6		2017 0008	
5,000	2017 9 26 2018 9 26		
7		2017 0009	
6,000	2017 10 10 2018 10 10		
8		0442499 3,000	2017
10 23	2018 10 23		
9		79142017280157	5,000
	2017 11 23 2018 11 23		
10	30408	34,000	2017

11 23 10,000 2017 11 23 2018 11 23

11 3,000 2017 9 13 2018 9 12

12 2017 000341

25,000 25,000

2019 1 26 20,000 2018 1 11

2019 1 11

13 ZH78151802001-1JK

16,000 2018 3 2 2019 1 7

14 EWCN/2018/CN002

5,000 2019 8 27

5,000 2018 3 2 2019 3 2

15 JK162618000011 2,000

2018 3 29 2019 9 29

2

0.00

32

33

□ √

34

	96,612,962.05	16,865,141.66

35

1

	1,428,515,788.36	1,500,287,179.85
	1,428,515,788.36	1,500,287,179.85

2

1

	19,647,972.59	
	19,211,086.00	
	17,608,933.32	
	7,655,423.64	
	5,141,044.43	
	69,264,459.98	--

36

1

	29,084,159.23	57,926,798.46
	29,084,159.23	57,926,798.46

2

1

3

37

1

	66,576,035.61	226,534,391.64	253,713,274.38	39,397,152.87
-	626,891.15	9,025,079.76	9,467,489.60	184,481.31
		1,263,756.64	1,203,756.64	60,000.00
	67,202,926.76	236,823,228.04	264,384,520.62	39,641,634.18

2

1	65,753,347.43	206,770,075.04	233,335,593.99	39,187,828.48
2	60,460.00	4,904,843.74	4,904,875.22	60,428.52
3	399,628.52	8,269,964.59	8,548,447.98	121,145.13
	248,215.03	6,910,260.25	7,097,110.48	61,364.80
	17,395.33	389,180.63	404,117.13	2,458.83
	18,475.46	539,436.52	553,145.96	4,766.02
	115,542.70	431,087.19	494,074.41	52,555.48
4	335,440.00	6,553,988.96	6,882,375.96	7,053.00
5	27,159.66	35,519.31	41,981.23	20,697.74
	66,576,035.61	226,534,391.64	253,713,274.38	39,397,152.87

3

1	607,195.95	8,518,319.62	8,942,619.26	182,896.31
2	19,695.20	506,760.14	524,870.34	1,585.00
	626,891.15	9,025,079.76	9,467,489.60	184,481.31

38

	55,135,604.16	98,179,201.83
	24,409,466.73	32,087,757.64
	2,177,586.73	1,464,669.08
	386,970.30	1,444,558.82
	297,762.65	1,109,632.02
	188,029.15	578,886.20
	127,475.32	235,928.38
	564,477.68	187,997.25
	83,287,372.72	135,288,631.22

39

	1,861,022.27	1,004,630.77
	90,000.00	
	1,951,022.27	1,004,630.77

40

41

1

	193,186,020.00	200,195,780.00

	24,492,576.43	33,676,508.95
	10,075,310.24	18,179,313.44
	19,206,757.50	16,297,482.65

						/	
2012	393,010.00		196,505.00	196,505.00	393,010.00		*1
	393,010.00		196,505.00	196,505.00	393,010.00		

*1

“ [2013]27 ”

2012

2

3,930,100.00

2013

10

1

393,010.00

45

1

	50,000,000.00	
	50,000,000.00	

1510201803160028

10,000

2018 3 21 2020 3 21

2018 4 4 2,000 2018 4 4 2020 4 4

2018 4 9 3,000 2018 4 9 2020 4 9

46

1

51

	1,572,040.00	5,000,000.00	196,505.00	6,375,535.00	
	1,572,040.00	5,000,000.00	196,505.00	6,375,535.00	--

								/
012	1,572,040.00		196,505.00				1,375,535.00	
		5,000,000.00					5,000,000.00	
	1,572,040.00	5,000,000.00	196,505.00				6,375,535.00	--

52

53

		+ -					
	312,000,000.00						312,000,000.00

54

1

	1,073,361,733.39
	1,073,361,733.39

			30,054.37

	60,340,732.10			60,340,732.10
--	---------------	--	--	---------------

60

		539,557,811.17	451,249,439.26
		539,557,811.17	451,249,439.26
		49,147,231.79	102,020,799.59
			4,352,427.68
		10,920,000.00	9,360,000.00
		577,785,042.96	

	753,988.12	310,594.40
	38,458.13	
	7,029,872.21	5,430,575.59

63

	8,004,057.48	34,668,038.69
	7,034,446.35	18,785,071.13
	36,582,890.71	18,920,458.25
	8,623,906.28	8,950,264.26
	15,805,909.20	8,470,676.86
	3,435,882.19	4,760,940.31
	2,175,984.31	110,289.92
	8,068,405.26	6,482,386.15
	89,731,481.78	101,148,125.57

64

	44,867,204.76	32,986,028.50
	42,776,606.36	22,189,362.93
	22,963,024.16	7,173,744.77
	10,133,447.40	3,873,391.07
	6,627,669.38	4,825,267.77
	4,487,663.90	3,830,297.17
	145,806.95	1,711,968.55
	3,910,644.54	2,969,349.05
	17,090,502.38	12,832,008.97
	153,002,569.83	92,391,418.78

65

	35,931,342.82	2,387,691.22
	5,142,323.10	5,399,304.90
	-2,908,591.72	1,027,248.00
	1,582,553.33	164,060.79
	29,462,981.33	-1,820,304.89

66

	1,076,868.23	901,427.51	
	1,500,172.23	26,856.20	
	2,577,040.46	928,283.71	

73

1

	13,331,273.42	4,440,312.11
	-11,726,106.48	1,589,318.22
	1,605,166.94	6,029,630.33

2

	5,855,272.37	1,429,688.33
	5,142,323.10	5,399,304.90
	84,642,606.14	112,568,695.06
	95,640,201.61	119,397,688.29

2

	193,915,840.85	141,641,433.72
	26,736,564.73	110,092,866.68
	220,652,405.58	251,734,300.40

3

4

5

	315,970,437.38	15,143,584.20
	315,970,437.38	15,143,584.20

6

--	--	--

	414,400,000.00
	36,936,799.64
	--
	36,936,799.64
	--
	377,463,200.36

3

4

	332,111,765.94	815,815,340.95
	332,111,765.94	815,815,340.95

77

78

	58,776,585.76	
	58,776,585.76	--

79

1

	7,094,927.73	6.6166	46,944,298.83
	129,531.11	7.6518	991,146.17
	3,127,688.51	0.8431	2,636,954.18
	3,963,550.26	6.6166	26,225,226.65
	46,904.48	7.6518	358,903.70

2

□ √

80

81

1

1

	2018 03	518,000,000.00	100.00%		2018 03		284,831,620.	20,141,323.5

	01				01	50%	30	7
--	----	--	--	--	----	-----	----	---

2

--	518,000,000.00
	518,000,000.00
	137,806,776.80
/	380,193,223.20

3

	36,936,799.64	36,936,799.64
	35,425,352.21	35,425,352.21
	3,767,640.69	3,767,640.69
	5,009,026.53	5,009,026.53
	91,189,419.47	91,189,419.47
	44,263,992.63	44,263,992.63
	137,806,776.80	137,806,776.80
	137,806,776.80	137,806,776.80

4

$\sqrt{\quad}$

5

6

2

1

2

3

3

4

$\sqrt{\quad}$

$\sqrt{\quad}$


5

6

1

1

				100.00%		
				100.00%		
				100.00%		



				100.00%		
				100.00%		
					90.00%	
				100.00%		
				99.00%	1.00%	

73.84%

	26.16%	5,579,817.43	0.00	16,657,422.21

3

	145,714,739.98	36,457,719.79	182,172,459.77	113,641,281.86	4,867,697.94	118,508,979.80	161,308,485.34	24,601,102.80	185,909,588.14	113,641,281.86	5,429,355.39	119,070,637.25

	329,788,675.18	21,325,664.35	0.00	-52,567,405.91				

4

5

2

1

2

3

1

2

1.

1

2018 06 30

142,170,544.79

3.

2018 6 30

	390,888,351.70				
	15,216,462.56				
	1,150,623,105.32				
	216,070,439.69				
	999,633,838.89				
	195,852,186.44				
	1,428,515,788.36				
	264,118,091.62				
	39,641,634.18				
	1,951,022.27				

1

1

2017 06 30

5%

3,279,152.51

2

1

2

3

4

5

6

7

8

9

1

			2,000,000,000.00	24.69%	24.69%
			9,000,000,000.00	5.20%	5.20%

29.89%.

2

3

4

Run Liang Tai Management Limited	

5

1

/

		311,410.51	12	300	0.00

/

2

/

/

3

		3,272,811.27	2,874,714.09

4



50,000,000.00 2017 11 15 2018 11 03

2

		65,244.70	0

7

8

1

□ √

2

□ √

3

□ √

4

5

1

	2018	2019	2020
	4,941,923.33	2,510,419.60	912,093.93
	4,941,923.33	2,510,419.60	912,093.93

2

1

2

3

1

2

3

4

1	2018	8	2	61.8899	
	0.1984%			9,385.7776	
30.0826%		2018	8	2	12
	0.1984%		0.5%		2%

1

1

2

2

3

1

2

4

5

6

1

2

3

4

7

8

1

1

						18,021,996.73	3.01%	9,010,998.37	50.00%	9,010,998.36
	658,842,467.00	100.00%	60,245,777.47	9.14%	598,596,689.53	579,763,626.76	96.99%	48,427,856.48	8.35%	531,335,770.28
	602,522,504.02	88.72%	60,245,777.47	10.00%	542,276,726.55	544,360,876.47	91.07	48,427,856.48	8.90	495,933,019.99
	56,319,962.98	8.54%			56,319,962.98	35,402,750.29	592			35,402,750.29
	658,842,467.00	100.00%	60,245,777.47	9.14%	598,596,689.53	597,785,623.49	100.00%	57,438,854.85		540,346,768.64

√

√ □

--	--	--	--

1			
6	312,264,269.90		
7—12	84,808,754.99	4,240,437.75	5.00%
1	397,073,024.89	4,240,437.75	
1 2	105,517,543.88	10,551,754.39	10.00%
2 3	38,058,593.33	9,514,648.34	25.00%
3 4	36,136,177.74	16,261,279.98	45.00%
4 5	17,312,877.16	11,253,369.99	65.00%
5	8,424,287.02	8,424,287.02	100.00%
	602,522,504.02		



5

6


2

1

	1,060,16		3,096,78		1,057,067					
	4,263.23	100.00%	4.78	0.29%	,478.45					



1	2	4,493,677.32	449,367.73	10.00%
2	3	5,289,266.34	1,322,316.59	25.00%
3	4	698,364.94	314,264.22	45.00%
4	5	723,777.93	470,455.65	65.00%
5		95,052.71	95,052.71	100.00%
		56,868,600.91	3,096,784.78	



3

4

	529,242,798.05	415,573,128.89	498,088,984.38	388,193,437.27
	2,252,175.96	2,092,293.30	818,920.27	1,046,255.16
	531,494,974.01	417,665,422.19	498,907,904.65	389,239,692.43

5

6

1

√ □

		-87,184.25

□ √

2

		/	/
	2.45%	0.1575	0.1575
	2.13%	0.1371	0.1371

3

1

□ √

2

□ √

3

4

2018

2018 8 27